Concealed thermostatic mixer valve Installation

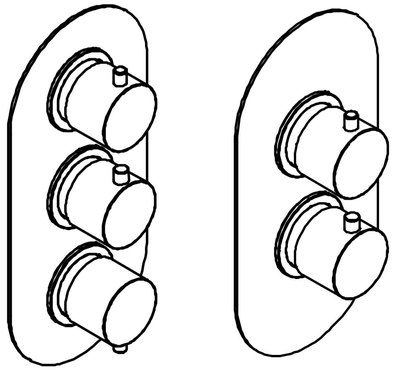

Tools You'll Need

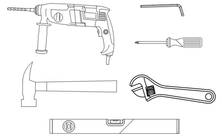

Specifications

Dynamic Water Pressure

Min:0. 5bar Max:6.0 bar

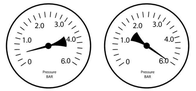

Maximum Static Pressure: 10.0 bar

Inlet Water Temperature

Cold Water Supply

Min: 5°C **Max:** 25°C

Hot Water Supply

65°C Recommended

IMPORTANT

The inlet hot water must be at least 10°C above the required blend temperature.

Three handles

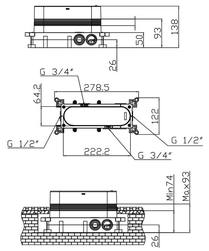

Two handles

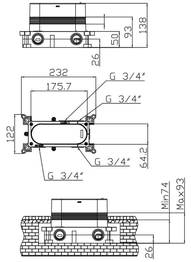

1

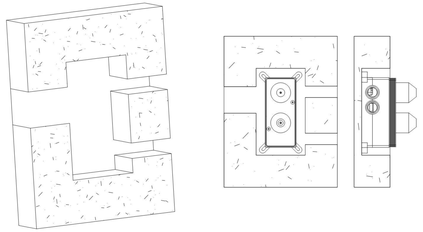

2

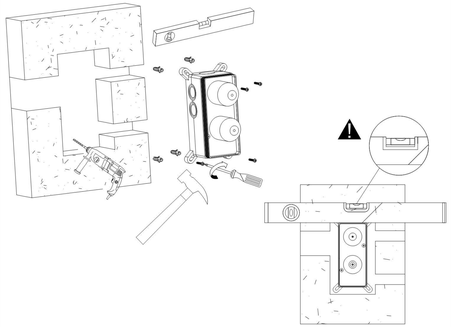

3

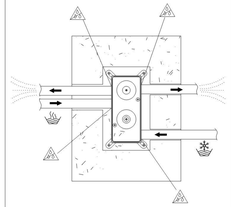

4



IMPORTANT NOTICE

At the beginning that the system pipe work must be flushed before installation, then at the end of the installation, check for leaks before installing the cover plate.

5

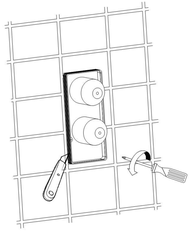

6

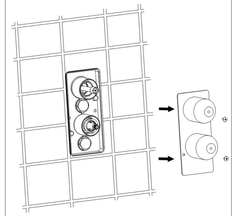

7

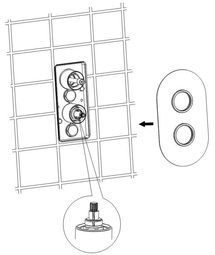

8

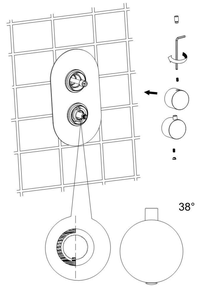

9

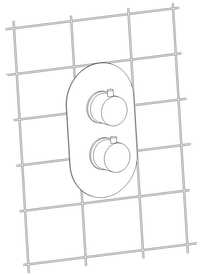

Maintenance-Cleaning check valve & mesh filter

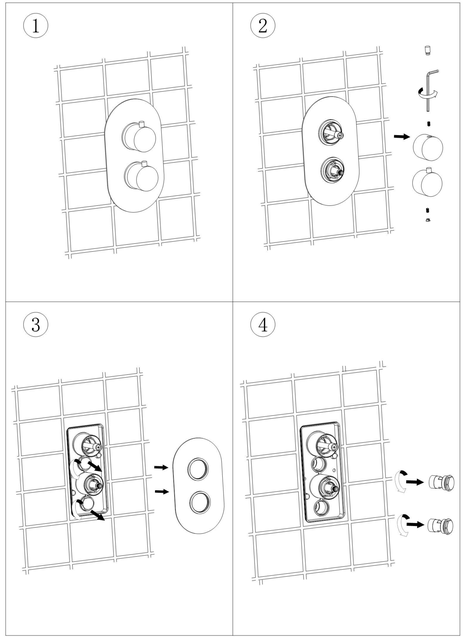

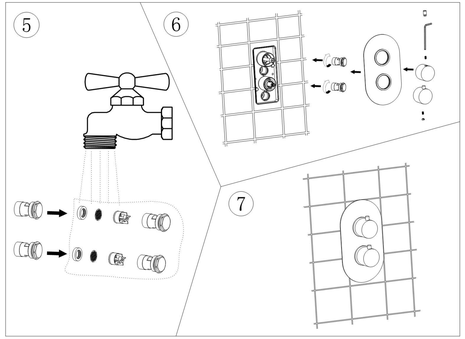

Maintenance-Cleaning Thermostatic Cartridge

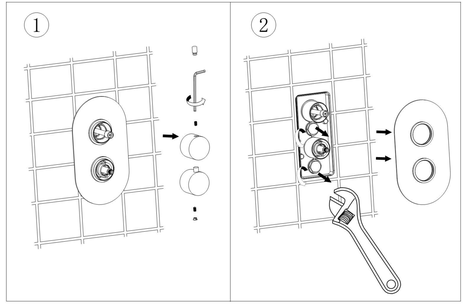

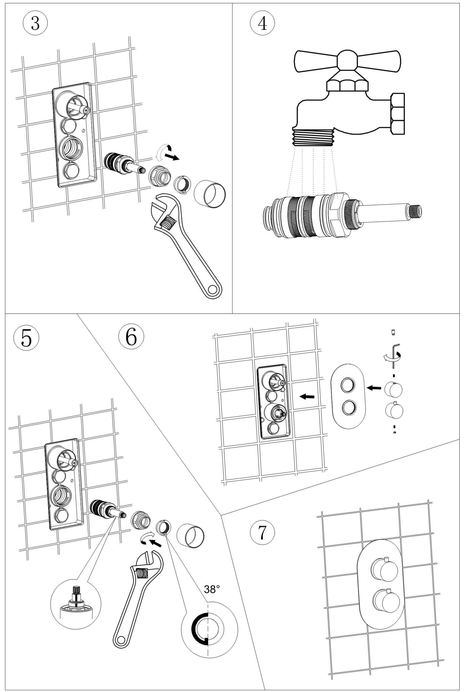

Troubleshooting

Symptom	Cause(s)	Remedy
No flow or low flow rate	Partially closed isolation valve.	Open isolation valve.
	Instantaneous water heater cycles on and off as flow rate or pressure is too low. .	Increase water flow rate or pressure through system.
	Head of water is below the minimum distance required.	Refer to your the Specification for the minimum working pressure/distance required.
	Hot or cold water being drawn off elsewhere causing pressure changes or instantaneous boiler temperature changes.	Do not use other water outlets when using the taps.
	Airlock or partial blockage in the supply pipework or hoses.	Flush through pipework to ensure removal of debris and any airlocks.
	Water supply failure	Investigate water supply. Check your plumbing and heating systems for any faults.
Water dripping from shower	This is normal for a short time after using the shower.	This is caused by residual water tension, the build up of water in the shower.
	If water continues to drip, possibly due to the ceramic disc valves/cartridge	Refer to the Maintenance section
Shower does not turn on	Closed isolation valve.	Open isolation valve.
	Mains water supply turned off.	Turn on mains water supply

TECHNICAL DATA

1.Standard Pressure: Dynamic water pressure Min0.5Bar-Max6.0Bar.
2.Cold Supply Temperature: 4-29°C;
Hot Supply Temperature: 55-58°C;
3.Thermostatic Temperature Range: 20-50°C.
4.Pre-set Temperature: 38°C.
5.Safety Mechanism: The mixed water will be immediately cut off when the cold supply= is not effective.
6.Precise Temperature: It takes approximately 5 seconds to achieve the desired temperature. The actual working temperature will be within ±2°C=of the temperature.
7.Temperature Stability: The outlet temperature variation will be within ±2°C when the inlet temperature is stable and the hot and cold pressure varies by 50%.The outlet temperature variation will be within ±2°C when the inlet pressure is stable and the hot supply temperature increases from 60°C to 75°C(5°C/min).

General Cleaning

Products are made from premium materials, with hand polishing and electroplated finishes.

Your taps or shower should be regularly cleaned with warm water, a mild pH-neutral liquid soap, and polished with a soft cloth. Any residues from soap, toiletries etc. should be rinsed off straight after use.Fail to follow the cleaning instruction may result the warranty invalid.

Household bleaches and cleaners contain harsh chemicals and may damage the surface finish. Avoid using abrasive cloths, scouring pads, scrub sponges, steel wool or anything similar.

Some surfaces such as nickel and pewter may be affected by the dye found in some cloths, so it is also important to avoid hanging cloths on surfaces.